



Colegios
"El Valle"


Actividades de verano 2019

Nombre y apellidos: _____

Curso: _____ Grupo: _____

1º Ed. Primaria
Natural Science

UNIT 0: MEET ME

 Draw and write.

Student Card

Name : _____


Class : _____

Age : _____

Address : _____


Birthday : _____

Hobby : _____




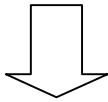
UNIT 1: ALL ABOUT ME

1. Cut out the body parts.
2. Paste them on a piece of paper to make a body.

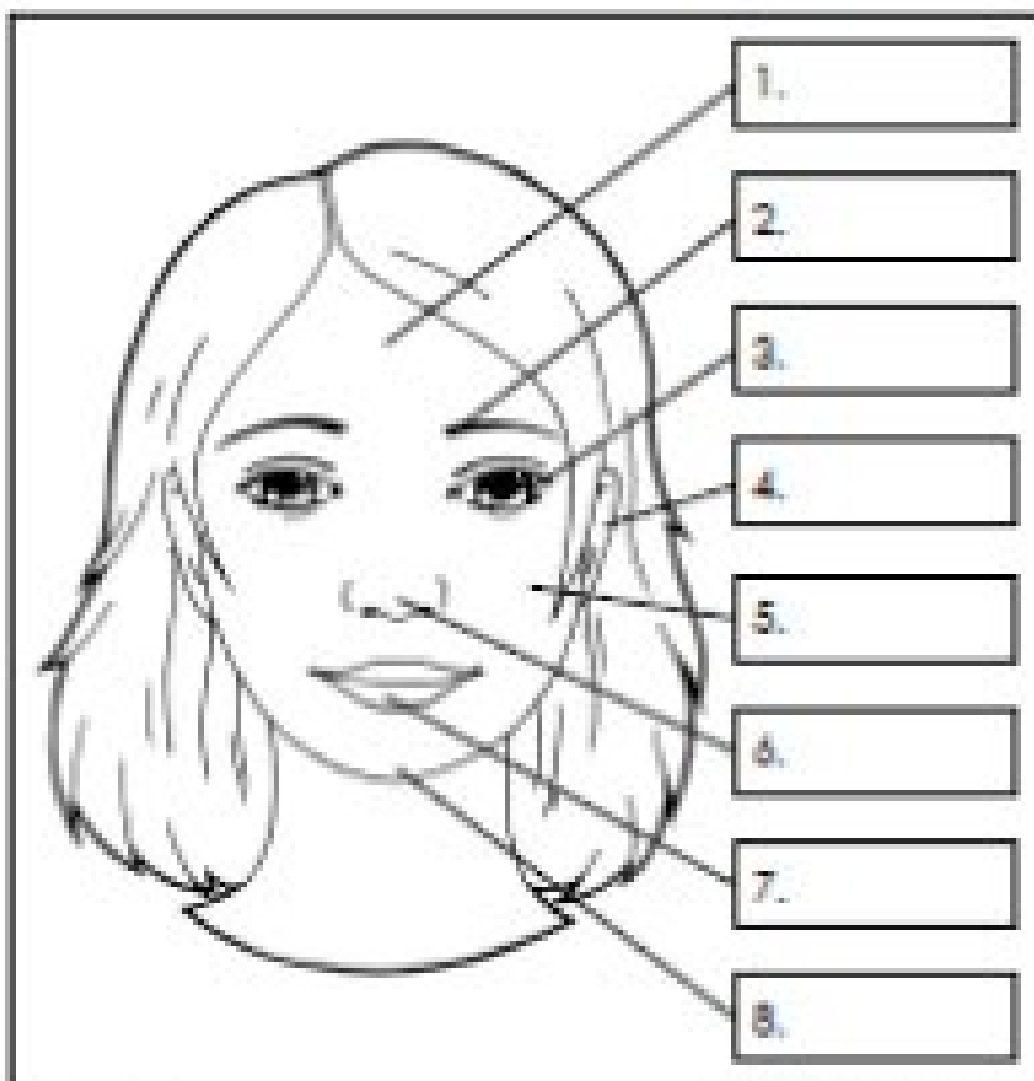


*My body has three sections: my **head**, my **torso** and my **limbs**. My arms and legs are limbs.*

 Point to this parts in the photo.

HEAD	TORSO	LIMBS
Stick the cuttings in here		
		
		


 Match the words related to the face.



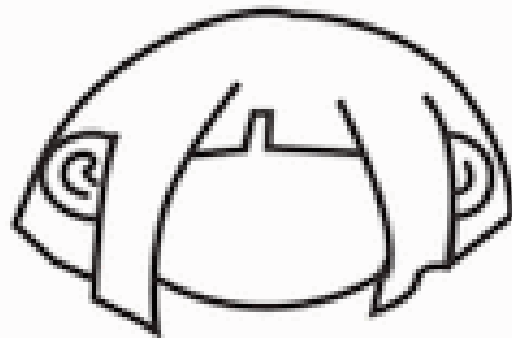

Eyelashes	Forehead	Ear	Cheek
Chin	Nose	Mouth	Eyebrow


EMOTIONS

We all have feelings. We show our feelings with our faces by smiling when we are happy or frowning when we are sad.

 Look at the words bellow and write them in one of the boxes, drawing that emotion on the blank face.

SAD HAPPY SCARED ANGRY



 **The five senses.** Draw a line from each picture to the matching words.



hear

see

smell

taste

touch



eye

nose

ear

tongue

skin

©2014 by Linda Ward Beech, Scholastic Teaching Resources

UNIT 2 :HEALTHY HABITS

some food comes from plants

fruits



apple



bananas



cherry



kiwi



grapes



peaches



melon



orange



pear



pineapple



plums



strawberry



watermelon

some food comes from animals



chicken



fish



meat



milk



cheese



sausages



bacon




eggs



Circle

in *orange* if animal source or *green* if plant

source.



Food we eat can be healthy or unhealthy.

Healthy Foods



Unhealthy Foods




✎ Circle in *green healthy food* and *red*
unhealthy food.



UNIT 3: LIVING THINGS

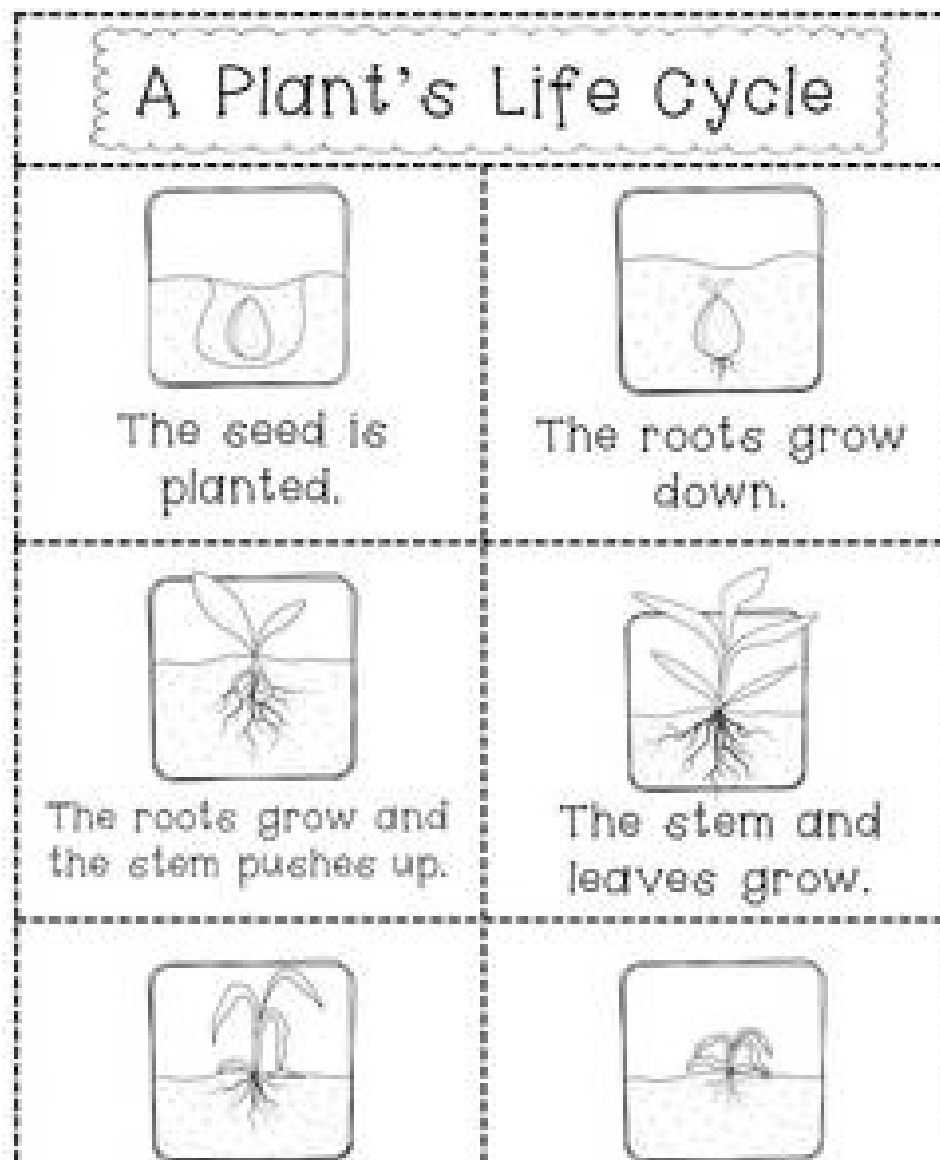
Animals and plants are **living things**. Living things are **born**, they **grow**, they reproduce and they **die**.

 Colour the living things.



✎ Complete the sentence with words from the picture.



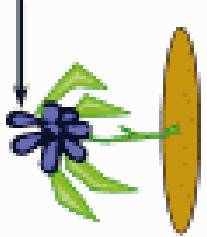

_____ and _____ are non-living things.









✏️ Cut and stick in the correct order.

Life Cycle of a Plant

1	2	3	4
---	---	---	---

			
leaf	seed	flower	stem

UNIT 4 : ANIMALS

<p>1. How do these animals move?</p> 	<p>2. How do these animals move?</p> 
<p>a. swim b. fly c. hop</p>	<p>a. swim b. fly c. hop</p>
<p>3. How do these animals move?</p> 	<p>4. How do these animals move?</p> 
<p>a. walk b. fly c. hop</p>	<p>a. walk b. fly c. hop</p>
<p>5. How do these animals move?</p> 	<p>6. How do these animals move?</p> 
<p>a. swim b. crawl c. hop</p>	<p>a. hop b. fly c. walk</p>

Herbivore



An animal that only likes to eat plants.

Omnivore

An animal that likes to eat plants AND meat.



Carnivore

An animal that only likes to eat meat.



Circle all the Carnivores




Circle all the Omnivores




Animals have different ***habitats***. Some animals live on ***land*** and some animals live in ***water*** or ***air***.

Air




Land



Water




✎ Circle land animals in green and water animals in blue.



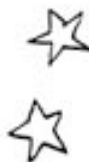

UNIT 5: WHAT IS MADE OF?

METAL	PAPER	FABRIC
WOOD	GLASS	PLASTIC

What are these objects made of?



 Circle the natural objects and colour them.

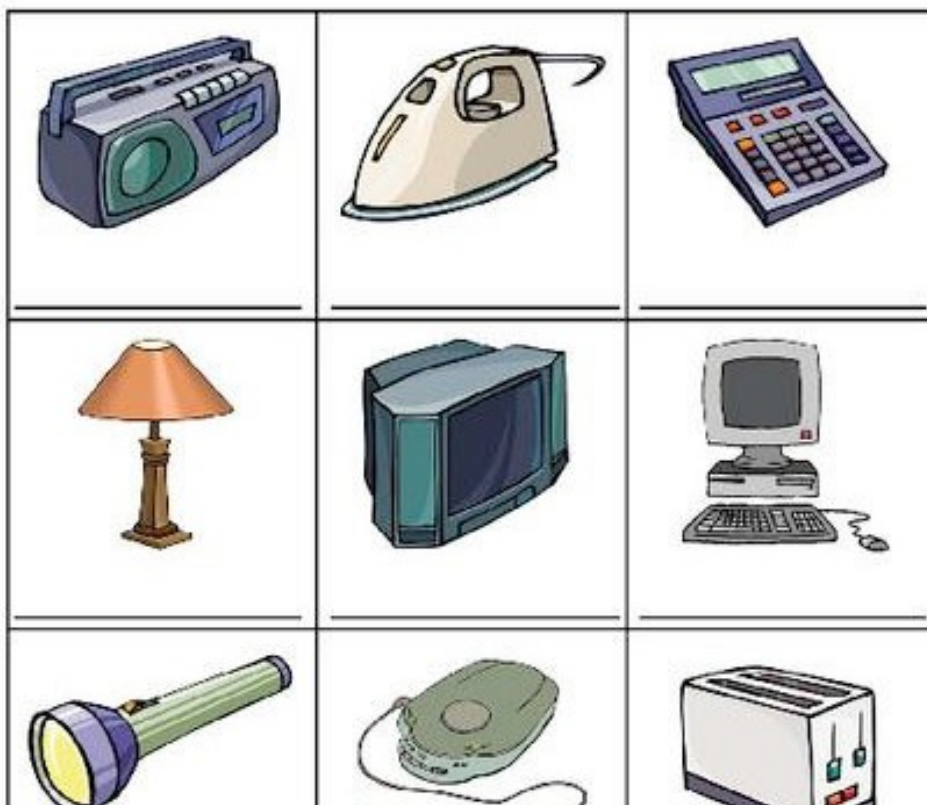


UNIT 6: HOW DOES IT

WORK?


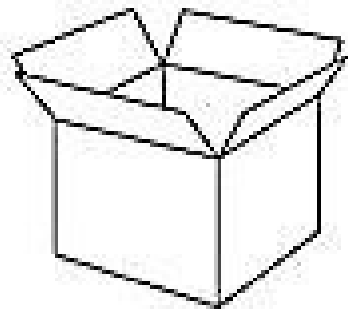
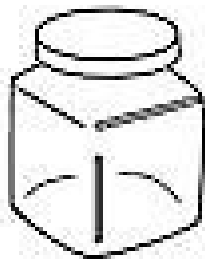
Some machines have a **plug** and use electricity from the **mains**. Other machines use **batteries**.

Not all the things below are powered by mains electricity. Some are powered by batteries. Label each picture with 'mains' or 'batteries'.



REDUCE 	REUSE 	RECYCLE 
 <p>Walk or ride a bike instead of driving</p>	 <p>Use refillable water bottles</p>	<p>Recycle plastic containers</p> 
 <p>Use energy efficient bulbs and appliances</p>	<p>Use re-useable grocery bags</p> 	<p>Recycle soda cans</p> 
 <p>Turn the water off when brushing your teeth</p>	<p>Use re-useable lunch boxes</p> 	<p>Recycle cardboard boxes</p> 
<p>Compost food to change it into rich soil</p> 	<p>Use the back side of paper</p> 	<p>Recycle paper newspapers and magazines</p> 
<p>BUY LESS!</p> 	<p>Reuse materials for crafts</p> 	<p>Compost leaves and yard waste</p> 

 Colour each item and match it to the correct bin.





Label the different parts of a computer.

Keyboard	Mouse	Screen	Printer
----------	-------	--------	---------

